


[TonyL](#) 
Registered Forum User

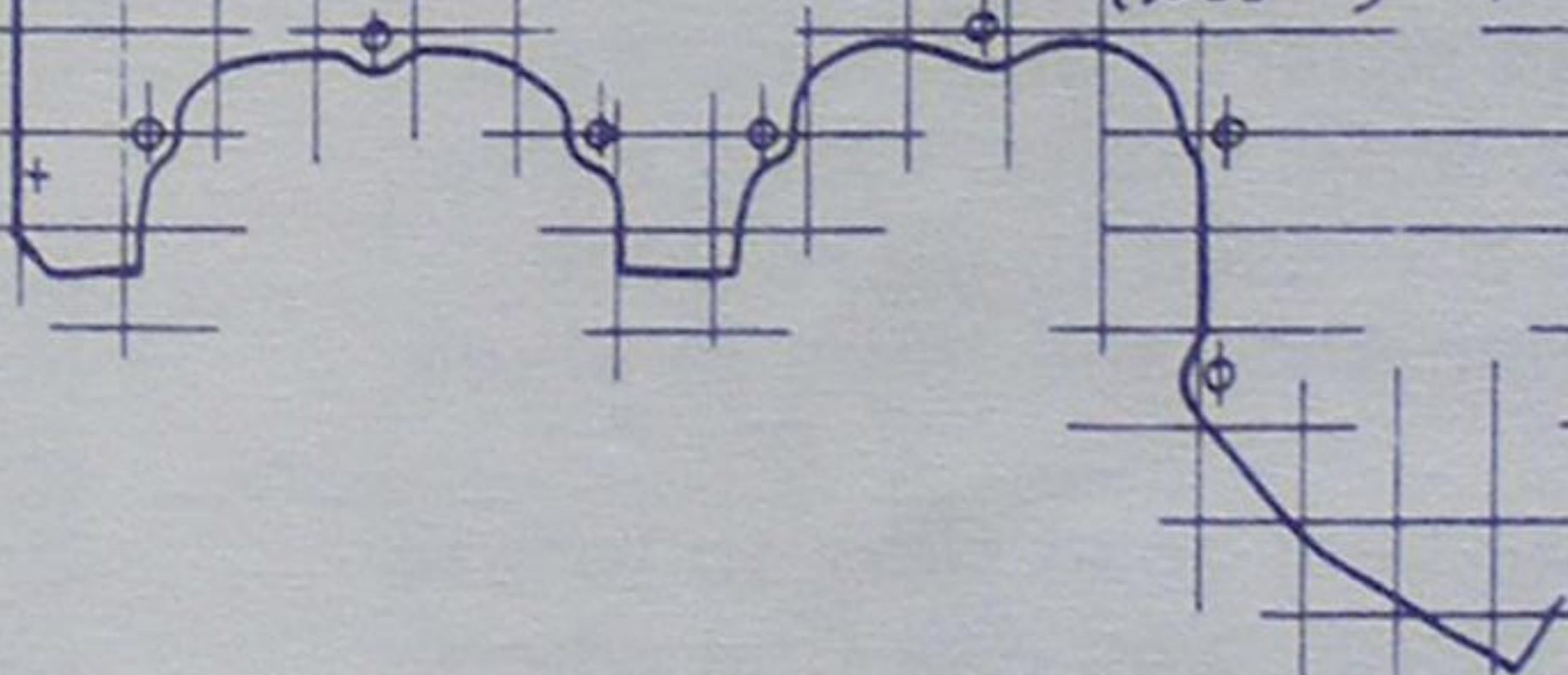
Join Date: May 2010
Location: Pinon Hills, Ca. USA
Posts: 50

 **Re: Taylorcraft Baffling**

Hi - I can send you some flat pattern templates. Bear with me a couple of days. My hangar is submerged. Hope to be able to get to it tomorrow. It was still in 3 ft of water. Two ways to go on this. send me an e mail to lopez@qnet.com, and I'll send you copies of firewall fwd. Remember the squares are one inch increment. measure the square divide by 1 and that's your enlargement rate. take it (dwg) to staples have them enlarge it to the result of your division that should be the full size. Measure the squares, if its 1 inch you did it. Aft baffle I can pattern for you. It's inside the hangar. a couple of other tribesmen are waiting also. If you need bend orientation, I can help. depends on model. L2 is different than BC12D. Cowling determines pattern og baffle. Hope I can help Happy Holidays - TonyL 

RIGHT SIDE BAFFLE

MAT'L. ALUM 2024T-3
(.035")

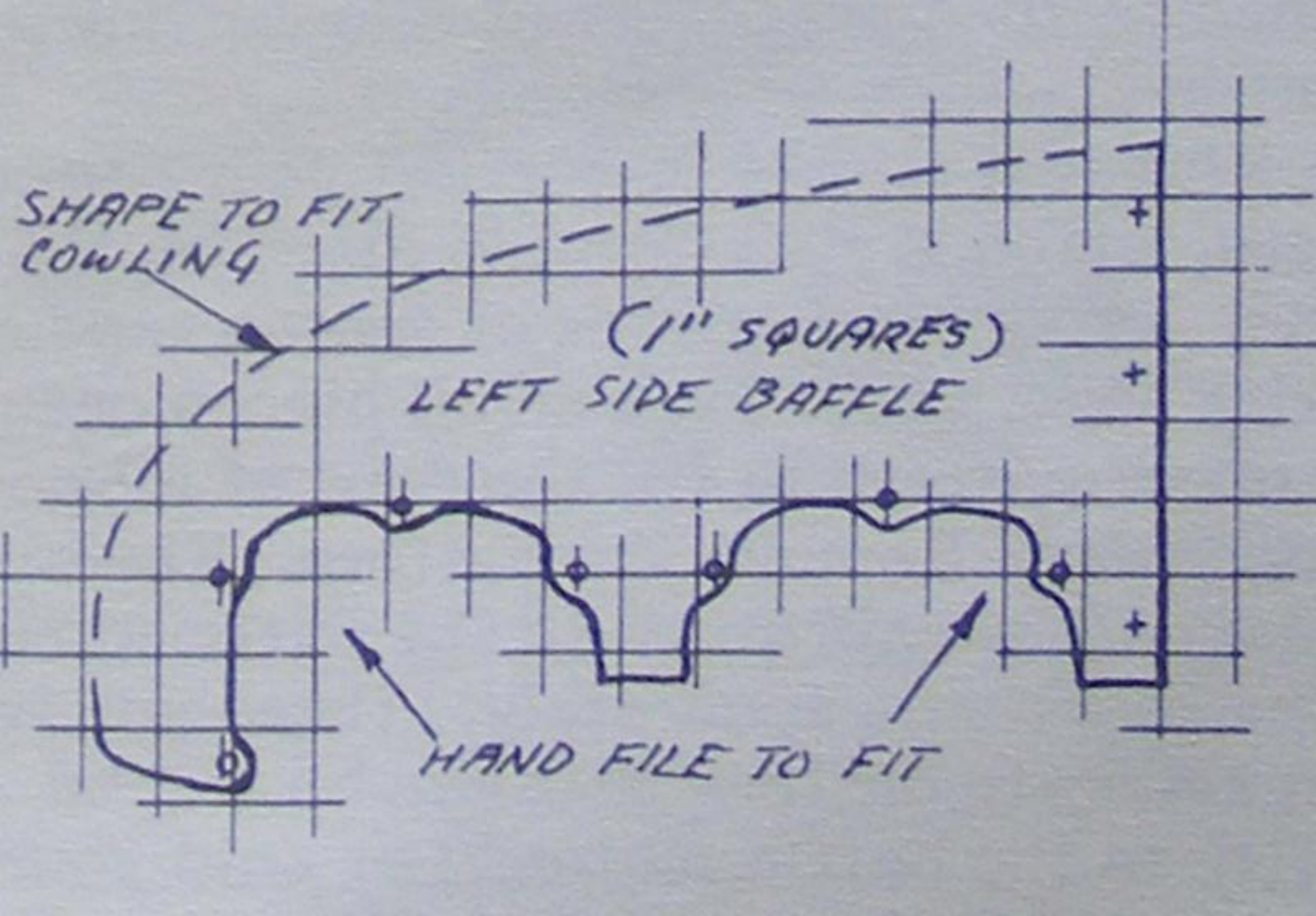


SHAPE TO FIT
COWLING

(1" SQUARES)

LEFT SIDE BAFFLE

HAND FILE TO FIT



SHAPE TO FIT YOUR
COWL CONTOURS

MAT'L. ALUM.
2024T-3
(.035" - .040")

BEND LINES

BAFFLES

